



TTI
SUCCESS
INSIGHTS®

Interviewing Insights™

General

Samuel Sample
VP of Samples
TTI
7-31-2019

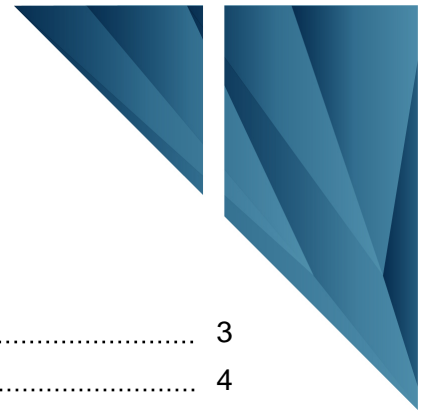


Table of Contents

Introduction	3
General Characteristics	4
Ideal Environment	6
Value to the Organization	7
Interview Questions	8
Style Insights® Graphs	9
The Success Insights® Wheel	10



Introduction

Behavioral research suggests that the most effective people are those who understand themselves, both their strengths and weaknesses, so they can develop strategies to meet the demands of their environment.

A person's behavior is a necessary and integral part of who they are. In other words, much of our behavior comes from "nature" (inherent), and much comes from "nurture" (our upbringing). It is the universal language of "how we act," or our observable human behavior.

In this report we are measuring four dimensions of normal behavior. They are:

- How you respond to problems and challenges.
- How you influence others to your point of view.
- How you respond to the pace of the environment.
- How you respond to rules and procedures set by others.

This report analyzes behavioral style; that is, a person's manner of doing things. Is the report 100% true? Yes, no and maybe. We are only measuring behavior. We only report statements from areas of behavior in which tendencies are shown. To improve accuracy, feel free to make notes or edit the report regarding any statement from the report that may or may not apply, but only after checking with friends or colleagues to see if they agree.



General Characteristics

Based on Samuel's responses, the report has selected general statements to provide a broad understanding of his work style. These statements identify the basic natural behavior that he brings to the job. That is, if left on his own, these statements identify HOW HE WOULD CHOOSE TO DO THE JOB. Use the general characteristics to gain a better understanding of Samuel's natural behavior.

Samuel embraces visions not always seen by others. Samuel's creative mind allows him to see the "big picture." He is goal-oriented and driven by results. He is the team member who will try to keep the others on task. Most people see him as a high risk-taker. His view is, "nothing ventured, nothing gained." He prefers an environment with variety and change. He is at his best when many projects are underway at once. Samuel is extremely results-oriented, with a sense of urgency to complete projects quickly. He is deadline conscious and becomes irritated if deadlines are delayed or missed. Many people see him as a self-starter dedicated to achieving results. He needs to learn to relax and pace himself. He may expend too much energy trying to control himself and others. Samuel seeks his own solutions to problems. In this way, his independent nature comes into play. He is a goal-oriented individual who believes in harnessing people to help him achieve his goals. He needs people with other strengths on his team.

Samuel will work long hours until a tough problem is solved. After it is solved, Samuel may become bored with any routine work that follows. He likes to make decisions quickly. He is a good problem solver and troubleshooter, always seeking new ways to solve old problems. He prefers authority equal to his responsibility. Samuel is decisive and prefers to work for a decisive manager. He can experience stress if his manager does not possess similar traits. He should realize that at times he needs to think a project through, beginning to end, before starting the project. Sometimes he may be so opinionated about a particular problem that he has difficulty letting others participate in the process. He has the unique ability of tackling tough problems and following them through to a satisfactory conclusion.



General Characteristics Continued

Samuel tends to be intolerant of people who seem ambiguous or think too slowly. He challenges people who volunteer their opinions. His creative and active mind may hinder his ability to communicate to others effectively. He may present the information in a form that cannot be easily understood by some people. He may sometimes mask his feelings in friendly terms. If pressured, Samuel's true feelings may emerge. Samuel may lack the patience to listen and communicate with slower acting people. He should exhibit more patience and ask questions to make sure that others have understood what he has said. He may lose interest in what others are saying if they ramble or don't speak to the point. His active mind is already moving ahead. He tends to influence people by being direct, friendly and results-oriented.



Ideal Environment

This section identifies the ideal work environment based on Samuel's basic style. People with limited flexibility will find themselves uncomfortable working in any job not described in this section. People with flexibility use intelligence to modify their behavior and can be comfortable in many environments. Use this section to identify specific duties and responsibilities that Samuel enjoys and also those that create frustration.

- Activities, and more activities.
- Freedom from controls, supervision and details.
- Freedom from long, detailed reports.
- Support team with sense of urgency.
- Forum to express ideas and viewpoints.
- Work for a manager who makes quick decisions.
- Nonroutine work with challenge and opportunity.
- New products and new ideas to work on.
- Evaluation based on results, not the process.



Value to the Organization

This section of the report identifies the specific talents and behavior Samuel brings to the job. By looking at these statements, one can identify his role in the organization. The organization can then develop a system to capitalize on his particular value and make him an integral part of the team.

- Change agent--looks for faster and better ways.
- Few dull moments.
- Ability to handle many activities.
- Challenges the status quo.
- Will join organizations to represent the company.
- Forward-looking and future-oriented.
- Sense of urgency.
- Innovative.



Interview Questions

1. Describe your career goals:
2. How do you plan to achieve these goals?
3. What factor do you feel may hinder your success?
4. What do you expect from your manager?
5. How do you determine your priorities?
6. What are your most significant accomplishments?
7. How do you deal with people you don't like?

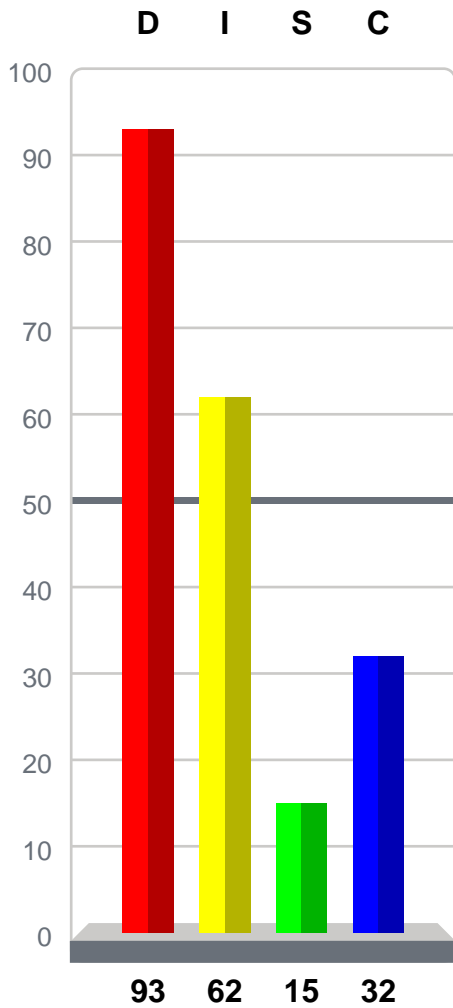


Style Insights® Graphs

7-31-2019

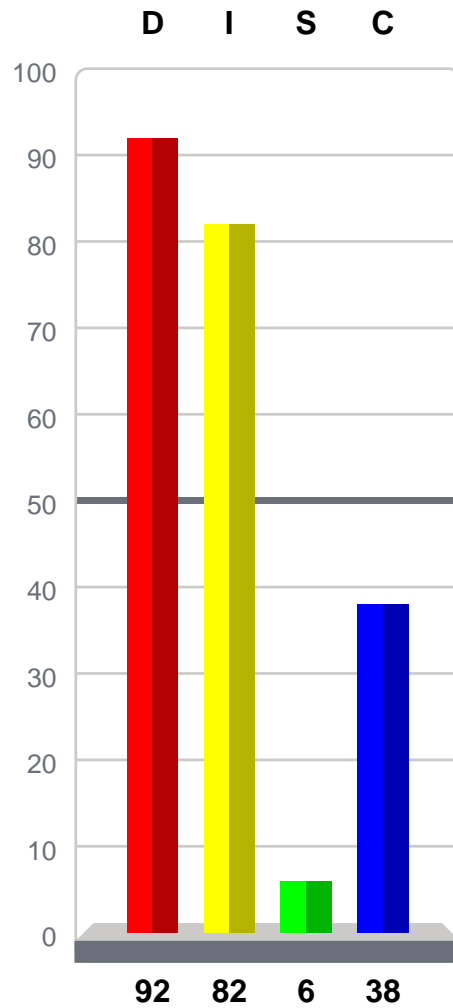
Adapted Style

Graph I



Natural Style

Graph II



Norm 2017 R4



The Success Insights® Wheel

The Success Insights® Wheel is a powerful tool popularized in Europe. In addition to the text you have received about your behavioral style, the Wheel adds a visual representation that allows you to:

- View your natural behavioral style (circle).
- View your adapted behavioral style (star).
- Note the degree you are adapting your behavior.

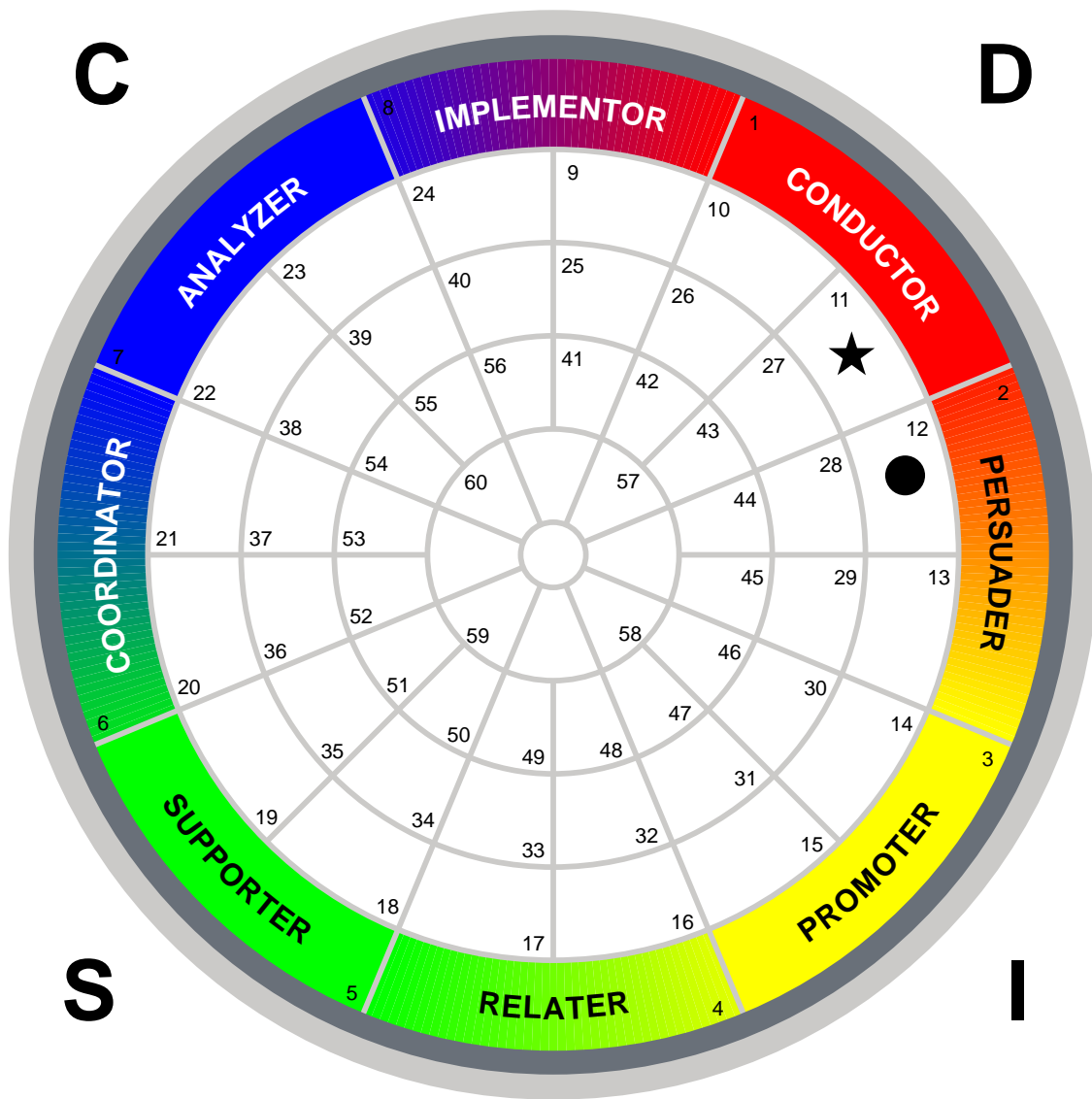
Notice on the next page that your Natural style (circle) and your Adapted style (star) are plotted on the Wheel. If they are plotted in different boxes, then you are adapting your behavior. The further the two plotting points are from each other, the more you are adapting your behavior.

If you are part of a group or team who also took the behavioral assessment, it would be advantageous to get together, using each person's Wheel, and make a master Wheel that contains each person's Natural and Adapted style. This allows you to quickly see where conflict can occur. You will also be able to identify where communication, understanding and appreciation can be increased.



The Success Insights® Wheel

7-31-2019



Adapted: ★ (11) PERSUADING CONDUCTOR
 Natural: ● (12) CONDUCTING PERSUADER

Norm 2017 R4